

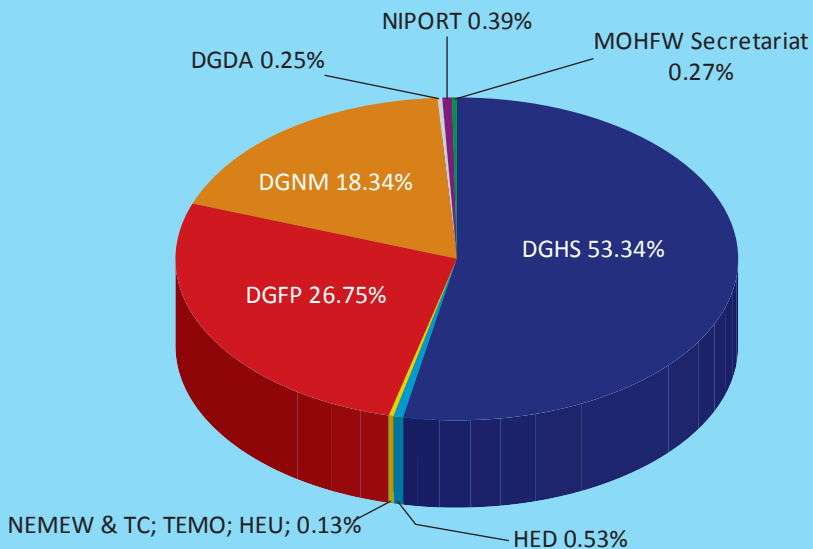


Government of the People's Republic of Bangladesh
Ministry of Health and Family Welfare
Health Services Division

Human Resources Branch

HRH DATA SHEET-2019

Distribution of workforce (sanctioned post) among different directorates and offices under MOHFW



HRH DATA SHEET-2019

A: Availability of different categories of health workforce in Bangladesh

Sl. No.	Type of health workforce	Total
1	Registered MBBS graduate	93741
2	Estimated number of doctor (MBBS) available in the country	76867
3	Registered Dental Surgeon	9608
4	Registered Medical Assistant (Diploma in Medical Faculty from MATS)	14081
Registered Nursing and Midwifery Professional		
5	(a) B Sc.	4064
	(b) Diploma	50539
6	Registered Midwife (Diploma)	2131
Registered Pharmacy Professional		
7	(a) Bachelor (B Pharm)	14673
	(b) Diploma	14454
	(c) Certified pharmacist	105700
Diploma in Medical Technology (DMT) Professional		
8	(a) Laboratory	12744
	(b) Radiotherapy	576
	(c) Radiography	3435
	(d) Physiotherapy	2376
	(e) Sanitary Inspector Training	2620
	(f) Dentistry	4118
	(g) Operation Theater (OT) Assistance	165
	(h) Intensive Care (IC) Assistance	60
	(i) Prosthetics and Orthotics	23
	(j) Cardiology	04
Registered Homeopathic Medicine and Surgery Professional		
9	(a) Bachelor	1605
	(b) Diploma	31090
Registered Unani Medicine and Surgery Professional		
10	(a) Bachelor	456
	(b) Diploma	2662
	(c) Certified Unani professional	4294
Registered Ayurvedic Medicine and Surgery Professional		
11	(a) Bachelor	388
	(b) Diploma	1071
	(c) Certified Ayurvedic professional	3477
12	Registered Family Welfare Visitor (FWV)	7202
13	Registered Community Paramedic	1533
14	Registered Community Based Skilled Birth Attendant (CSBA)	9183

HRH DATA SHEET-2019

B: Availability of different categories of health professionals' educational institution (undergraduate) and number of seat in Bangladesh (degree wise)

Sl. No.	Description	Number of Institution			Number of Seat		
		Govt.	Non-Govt.	Total	Govt.	Non-Govt.	Total
1	Medical College (MBBS)	37+1 Armed Forces MC=38*	70+5 Army MC=75	113	4118+125 AFMC= 4243	6281+250 Army MC= 6531	10774
2	Dental College/Unit (BDS)	9	26	35	532	1405	1937
Nursing Education							
3	(a) B Sc.	18	59	77	1435	2700	4135
	(b) Diploma	43	165	208	2580	7980	10560
	(c) Post-B Sc./Public Health Nursing	6	44	50	650	1690	2340
	(d) Specialized Diploma	1	5	6	20	100	120
4	Diploma in Midwifery	38	17	55	975	590	1565
Pharmacy Education							
5	(a) Bachelor (B Pharm)	12	28	40	550	3220	3770
	(b) Diploma	11	41	52	481	1855	2336
6	Diploma in Medical Faculty (DMF) from Medical Assistant Training School (MATS)**	9	200	209	818	12824	13642
7	Diploma in Medical Technology (DMT) from Institute of Health Technology (IHT) (total 10 disciplines except Pharmacy) ***	13	97	110	2791	8940	11731
Diploma in Medical Technology (DMT) from Institute of Health Technology (IHT)							
8	Laboratory	13	97	110	665	4127	4792
	Radiography	10	25	35	505	795	1300
	Physiotherapy	8	30	38	400	920	1320
	Dentistry	8	66	74	405	2123	2528
	Radiotherapy	7	6	14	140	500	640
	Operation Theatre Assistance	1	4	5	25	180	205
	Intensive Care Assistance	1	4	5	25	180	205
	Sanitary Inspector Training	-	1	1	-	100	100
	Prosthetics and Orthotics	-	1	1	-	10	10
	Cardiology	-	1	1	-	5	5
Homeopathic Medicine and Surgery							
9	(a) Bachelor	1	1	2	50	100	150
	(b) Diploma	-	61	61	-	3050	3050
Unani Medicine and Surgery							
10	(a) Bachelor	1	2	3	25	100	125
	(b) Diploma	1	15	16	50	750	800
Ayurvedic Medicine and Surgery							
11	(a) Bachelor	1	-	1	25	-	25
	(b) Diploma	-	9	9	-	450	450
12	Family Welfare Visitor (FWV)	12	-	12	1000	-	1000
13	Community Paramedic	-	23	23	1270	-	1270
14	Community Based Skilled Birth Attendants (CSBA)	48	4	52	960	80	1040

* Bangabandhu Medical College, Sunamganj has been approved but academic activities have not been started till date

** 26 non-govt. MATS are non-functional

*** 64 non-govt. IHT are non-functional

HRH DATA SHEET-2019

C: Post-graduate health professionals' education institution

Sl. No.	Type of institution	Type of institution			
		Govt.	Autonomous	Non-Govt.	Total
1	University	-	4	2	6
2	Medical College	12	-	1	13
3	Dental College	1	-	-	1
4	Nursing Education Institution	1	-	-	1
5	Institute/Centre	14	3	11	28
Total		28	7	14	49

D: Staff position in three major Directorate Generals of Ministry of Health and Family Welfare

D.1: Directorate General of Health Services (DGHS)

Class		Grade	Sanctioned	Filled up	Vacant	% of Vacancy
Class I	Doctor	2-9	25980	20914	5066	19.50%
	Non-doctors		526	227	299	56.84%
Class II		10	953	618	335	35.15%
Class III		11-16	51246	36553	14693	28.67%
Class IV		17-20	25038	16673	8365	33.41%
Total			103743	74985	28758	27.72%

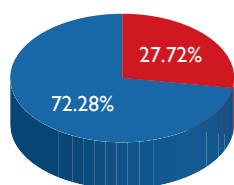
D.2: Directorate General of Family Planning (DGFP)

Class		Grade	Sanctioned	Filled up	Vacant	% of Vacancy
Class I		2-9	1953	1298	655	33.54%
Class II		10	1089	499	590	54.18%
Class III		11-16	16881	14271	2610	15.46%
Class IV		17-20	32512	25214	7298	3.99%
Total			52435	41282	11153	21.27%

D.3: Directorate General of Nursing and Midwifery (DGNM)

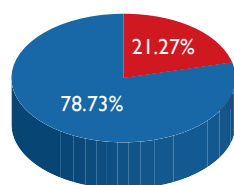
Class		Grade	Sanctioned	Filled up	Vacant	% of Vacancy
Class I		2-9	378	271	107	28.30%
Class II		10	35531	33638	1893	5.32%
Class III		11-16	884	789	95	10.74%
Class IV		17-20	716	567	149	20.81%
Total			37509	35265	2244	6.00%

(% of filled up and vacant position under DGHS)



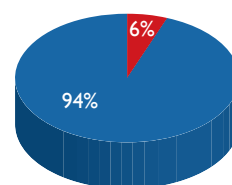
■ Vacant ■ Filled up

(% of filled up and vacant position under DGFP)



■ Vacant ■ Filled up

(% of filled up and vacant position under DGNM)



■ Vacant ■ Filled up

HRH DATA SHEET-2019

E.1: Major categories of health workforce working under Directorate General of Health Services (DGHS)

Name of the post	Sanctioned	Filled up	Vacant
Director General	1	1	0
Addl. Director General/equivalent	5	5	0
Director/ Principal/ Vice Principal/OSD/equivalent	125	230	-105
Deputy Director/OSD/equivalent	133	698	-565
Assistant Director/Civil surgeon/OSD/equivalent	251	715	-464
Deputy civil surgeon/UHFPO/OSD	976	1834	-858
Professor	640	319	321
Associate professor	1063	585	478
Assistant professor	1794	779	1015
Senior consultant	597	274	323
Senior Lecturer	8	6	2
Junior Lecturer	32	32	0
Junior consultant	3850	1766	2084
Assistant surgeon/OSD/equivalent	16064	13240	2824
Sub Assistant Community Medical Officer (SACMO)	5368	3801	1567
Health Inspector	1410	1047	363
Assistant Health Inspector	4220	3636	584
Health Assistant	20908	15420	5488
Medical Technologist			
Pharmacy	2905	1546	1359
Laboratory	2237	1488	749
Radiography	778	573	205
Radiotherapy	83	41	42
Physiotherapy	296	109	187
Dental	624	469	155
MT (S.I.)	498	475	23
MT (EPI)	499	483	16
Alternative Health Care Professionals (all categories)	1911	1058	855
Community Health Care Provider	13588	12488	1100

E.2: Major categories of health workforce working under Directorate General of Family Planning (DGFP)

Name of the post	Sanctioned	Filled up	Vacant
Director General	1	1	0
Director/equivalent	18	0	18
Deputy Director/equivalent	88	0	88
Assistant Director/equivalent (all categories)	160	5	155
Medical Officer (all categories)	1055	945	110
Family Planning Officer (all categories)	485	342	143
Junior Consultant	9	0	9
Assistant Surgeon	6	0	6
Assistant Upazila Family Planning Officer	485	306	179
Assistant Family Planning Officer (MCHFP)	464	138	326
Family Welfare Visitor	5710	4354	1356
Family Welfare Assistant	23500	17308	6192
Family Planning Inspector	4500	4103	397
Family Planning Assistant	1455	1371	84
Pharmacist	806	634	172
Sub Assistant Community Medical Officer (SACMO)	2500	2144	356

HRH DATA SHEET-2019

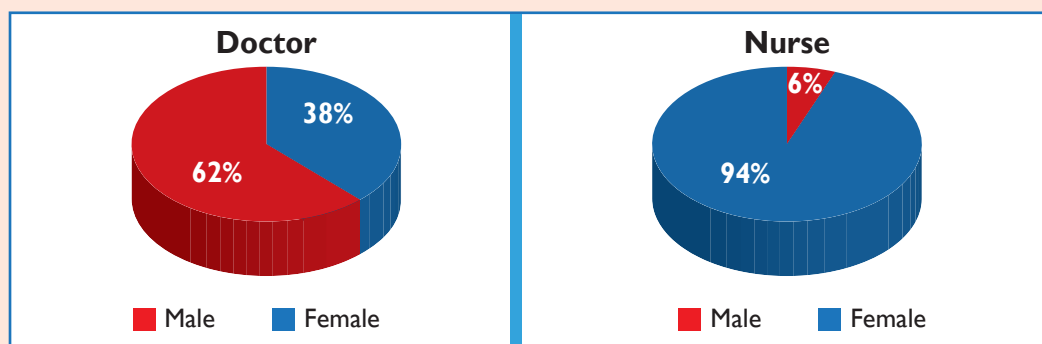
E.3: Major categories of health workforce working under Directorate General of Nursing and Midwifery (DGNM)

Name of the post	Sanctioned	Filled up	Vacant
Director General	1	1	0
Addl. Director General	1	0	1
Director	3	3	0
Deputy Director	6	6	0
Assistant Director	17	16	1
Principal	14	10	4
Vice-Principal	5	0	5
Professor	9	1	8
Associate Professor	17	0	17
Assistant Professor	33	0	33
Lecturer	77	70	7
Nursing Instructor/Sister Tutor (In-Charge)	42	42	0
Nurse trainee/ Nursing Instructor/Sister Tutor/Instructor	294	283	11
Demonstrator	12	12	0
Nursing Superintendent/equivalent	64	46	18
Nursing Supervisor	1058	710	348
Deputy Nursing Superintendent	64	62	02
District Public Health Nurse – grade 9	64	57	7
Public Health Nurse – grade 10	4	4	0
Senior Staff Nurse	29108	29036	72
Staff Nurse	2000	1795	205
Assistant Nurse	487	487	-
Midwife	2996	1741	1255

F. Global indicators of health workforce and current status of Bangladesh

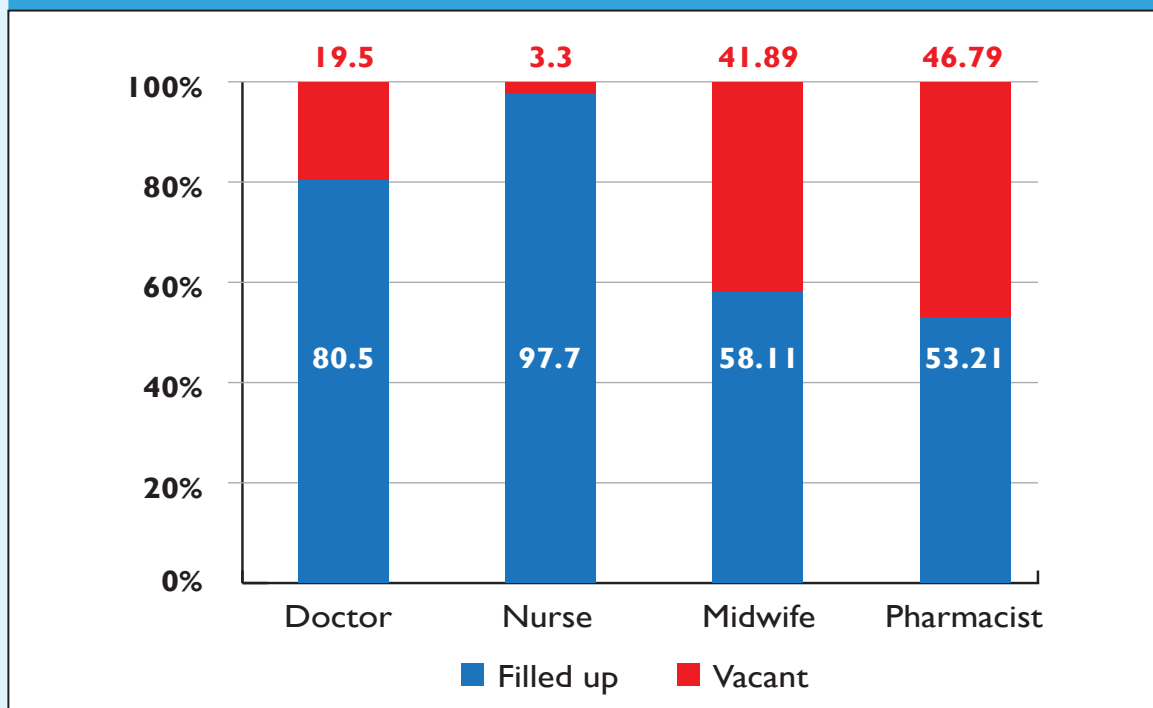
Sl.	Indicator	Global Benchmark	Current status of Bangladesh
1	Density of doctors, nurses and midwives per 10,000 population	44.5	8.3
2	Health Workforce ratio (Doctor: Nurse: Allied professional)	1: 3: 5	1: 0.6: 0.3

G. Composition of health workforce employed under MOHFW, by gender (doctor & nurse)



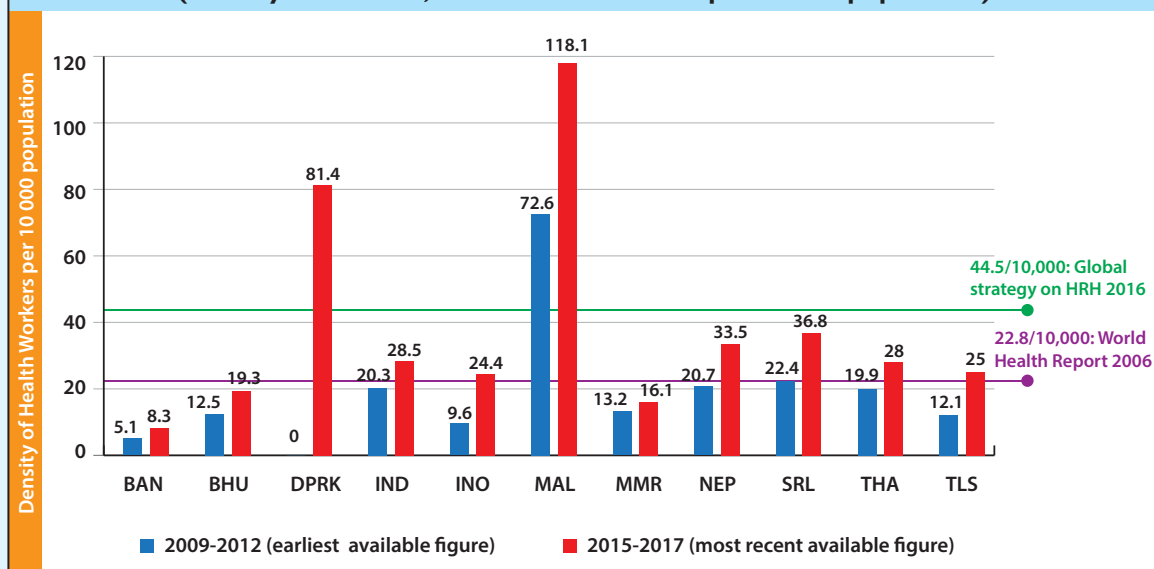
HRH DATA SHEET-2019

H. Vacancy rate of major categories of health workforce under MOHFW (%)



I. Comparison in availability of health workers in SEA Region countries 2014–2017

(Density of Doctors, Nurses and Midwives per 10 000 population)



J: Health, population & nutrition service facility according to administrative structure under MOHFW

Key reference	Primary level	Secondary level	Tertiary level
Administrative tiers	491 Upazila 4554 Union 40977 Ward	64 District	1 Capital city 12 City corporation 8 Division
Health Facilities	DGHS = 15782 DGFP = 3506 Total = 15782	DGHS = 203 DGFP = 60 Total = 263	DGHS= 51 DGFP = 3 Total = 54
Types of Health Facilities	DGHS = 15 DGFP = 3 Total = 18	DGHS = 10 DGFP = 1 Total = 11	DGHS = 9 DGFP = 3 Total = 13

K: Population: Health workforce ratio in Bangladesh

Number of population per registered physician	1581
Number of registered physician per 10000 population	6.33
Number of registered nurse per 10000 population	2.99
Number of doctor working under DGHS per 10000 population	1.28
Number of medical technologist working under DGHS per 10000 population	0.32

Reference:

- Human Resources Branch, MOHFW, Bangladesh Secretariat, Dhaka
- Directorate General of Health Services (DGHS), Dhaka
- Directorate General of Nursing and Midwifery (DGNM), Dhaka
- Directorate General of Family Planning, (DGFP), Dhaka
- Bangladesh Medical & Dental Council (BMDC), Dhaka
- Bangladesh Nursing and Midwifery Council (BNMC), Dhaka
- State Medical Faculty of Bangladesh, Dhaka
- Pharmacy Council of Bangladesh, Dhaka
- Bangladesh Homoeopathic Board, Dhaka
- Bangladesh Board of Unani and Ayurvedic Systems, Dhaka
- Health Bulletin 2017 and 2018
- Mapping of Health Professional Education Institutions in Bangladesh (2018), DGHS
- Decade for health workforce strengthening in the South-East Asia Region 2015–2024 (Second review of progress, 2018), World Health Organization 2018.

Published by

Human Resources Branch, Health Services Division, Ministry of Health and Family Welfare
Bangladesh Secretariat, Dhaka-1000.

Web: www.hsd.gov.bd, E-mail: hrm@hsd.gov.bd

Published in June 2019